

Solid State Relays



Solid State Relays

The new range of Solid State Relays (SSRs) can be used in conjunction with West Control Solutions' controllers, providing a comprehensive solution for your temperature and process control applications.

SSRs are the ideal choice where the output switches frequently. With West SSRs, users can have peace of mind that their SSR will have a long life expectancy, require minimal maintenance and provide better control performance.

The family of SSRs include both panel and DIN rail mounted options with integral heatsink.

The West range of SSRs offers a number of features and benefits across the product family.

These include:

- LED Input Status Indicator
 - Provides at-a-glance easy identification of control status
- Zero cross switching
- CE compliant and UL
- Direct bond copper substrate

Panel Mount SSRs

The WP SSRs provide an economy option for users requiring devices to switch up to 75A.

Key features:

- 10, 25, 50 and 75A output rating
- 48 to 660 VAC load voltage rating
- 4 to 32 VDC control voltage
- Panel mounting
- High thermal performance
- CE and UL / cUL
- RoSH compliant

Compatible with:   

WP66D10



WP66D25



WP66D50



WP66D75



Slimline DIN-Rail Mounted SSRs

The WS range offers slim-line products for greater space saving. These single phase solid state relays fit a standard DIN-rail in a reduced 12mm or 18mm width for a minimal panel footprint.

The WS SSR is a self contained device with no need for an additional heat sink.

Key features:

- 6 & 12 Amps output rating
- 24 to 280V and 48 to 600 VAC load voltage ratings
- 4 to 32 VDC control voltage
- DIN rail mounting
- IP20 housing
- Zero Voltage turn-on
- CE and UL / cUL
- RoHS compliant

Compatible with:   

WS28D06



WS28D12



WS60D12



DIN-Rail Mounted SSR with Integral Heatsink

The West family of SSRs includes WD range of DIN-rail mounted single phase devices.

The relays come in 22.5mm and 45mm width and range up to 45A. The SSRs can be directly mounted or DIN-rail mounted.

The series also benefit from built-in heat sink with small panel footprint.

Key features:

- 10, 20, 30 and 45 Amps output rating
- 24 to 280V and 48 to 600 VAC load voltage ratings
- 4 to 32 VDC control voltage
- DIN-rail or panel mounting
- Epoxy-free design
- IP20 touch-safe housing
- CE and UL / cUL
- RoHS compliant

Compatible with:  

WD60D20




WD60D45



WD28D10

WD60D30

At a Glance

	Max. Rated Current	Control V.	Load V.	Part No.
Panel Mount 	10A	4 to 32 VDC	48 to 660 VAC	WP66D10
	25A	4 to 32 VDC	48 to 660 VAC	WP66D25
	50A	4 to 32 VDC	48 to 660 VAC	WP66D50
	75A	4 to 32 VDC	48 to 660 VAC	WP66D75
Slimline DIN-Rail 	6A	4 to 32 VDC	24 to 280 VAC	WS28D06
	12A	4 to 32 VDC	24 to 280 VAC	WS28D12
	12A	4 to 32 VDC	48 to 600 VAC	WS60D12
DIN-Rail with Heatsink 	10A	4 to 32 VDC	24 to 280 VAC	WD28D10
	20A	4 to 32 VDC	48 to 600 VAC	WD60D20
	30A	4 to 32 VDC	48 to 600 VAC	WD60D30
	45A	4 to 32 VDC	48 to 600 VAC	WD60D45

Contact Us

For more details on the full product range from West Control Solutions please visit www.West-CS.co.uk.

Telephone: +44 (0)1273 606271
 Email: Enquiries@West-CS.com
 Website: www.West-CS.co.uk



BR-SSR-1-ENUK-1404