

Accurate flow sensor offered in a durable construction, delivering long-life reliability.


FS-200: Ideally designed for moderate to high liquid flow rate applications

Wide Flow Rate Range

Standard settings available from 0.5 GPM – 100 GPM

Rugged Construction

Housing available in bronze or 316 stainless steel construction



Low Pressure Drop

Generous internal flow paths minimize loss of line pressure across the sensor

Highly Accurate and Repeatable

Set point accuracy of +/- 10% with 1% maximum deviation

Durable construction

Bronze and 316 stainless steel housing and bonnet assemblies for wide media compatibility.

Long life reliability

Highly reliable switch operation provides worry free flow/no flow performance in water or oils.

Vast range of set points

Fixed set points and optional adjustable units offering settings up to 100 gallons per minute (GPM).

Reed switch technology design

Tried & tested technology that's able to withstand your harshest applications demands.


Ready to Serve Your Most Demanding Flow Applications



Eyewash Stations




Water Filtration & RO Equipment



Safety Shower

FS-200 FLOW SENSOR



Additional applications:

- Oil Separators
- Evaporators
- Hydraulic Presses
- Pumps & Compressors

FS-200 Competitive Advantages

- ✓ **Rugged Construction** – FS-200 designed in bronze & 316 stainless steel
- ✓ **Limited Pressure Drops** – Internal construction allows for minimal flow restriction
- ✓ **Reed Switch Technology** – FS-200's design offers high reliability of switch operation
- ✓ **Set Point Flexibility** – Choose from preset values or select an adjustable set point design
- ✓ **Explosion-Proof Designs Available** – Configurations offering safety compliance within customers harshest environments

FS-200 Options

- ✓ **Material Construction:**
 - Stainless Steel
 - Bronze
- ✓ **Flow Setting:**
 - Fixed flow rates: 0.5 – 100.0 GPM
 - Adjustable: 1-6 GPM, 5-15 GPM, 2-8 GPM
- ✓ **Mounting Type:**
 - 1" NPT
 - 1-1/4" NPT
 - 1-1/2" NPT
 - 2" NPT

Visit GemsSensors.com to view our full range of flow sensing products



FS-380



RFO



RFS



FT-210



Global Corporate Headquarters

Toll-Free: +1-855-877-9666 Outside the US: +1-860-747-3000

www.gemssensors.com