

G & GH Series – Subminiature

- ▶ MOPD: 250 PSI
- ▶ C_v Range: 0.018 to 0.070
- ▶ 0.65 Watts or 2 Watts

This extremely versatile 2- or 3-way sub-miniature valve gives you the option of choosing the highly durable stainless steel or the lightweight corrosion resistant acetal body, to meet your overall design parameters. Select stainless steel or Delrin®, and other materials available to resist corrosion in most acids and alkaline solutions, or pick acetal for a tough and heat resistant metal substitute to meet your weight and chemical inert requirements.



Typical Applications

Stainless Steel Bodies:

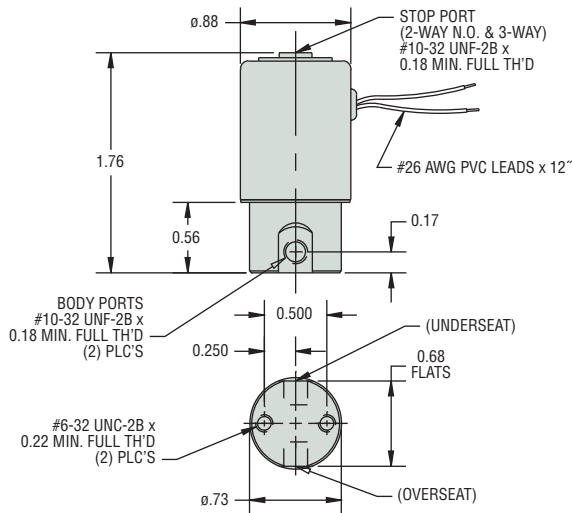
- Hospital Equipment
- Laboratory Equipment
- Air Sampling Systems

Acetal Bodies:

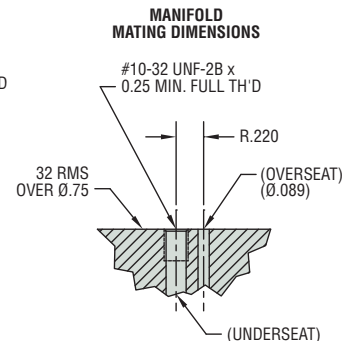
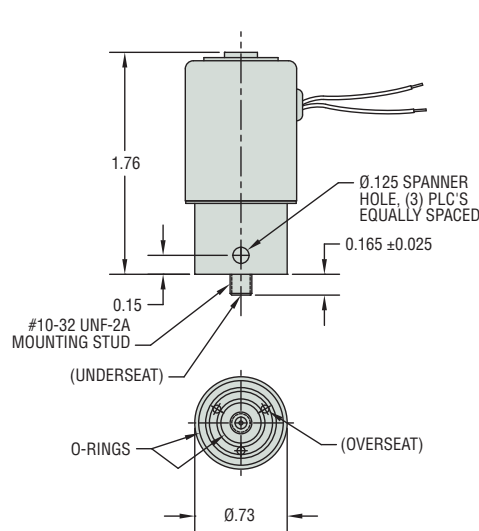
- Water Purification Systems
- Analytical Equipment

Dimensions

Threaded Port Body

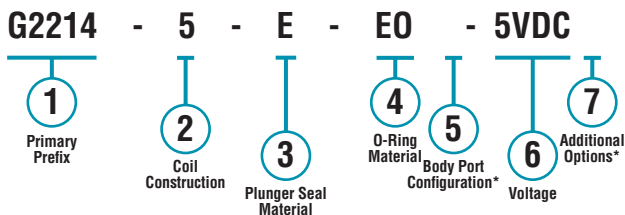


Manifold Mount Body



How To Order

Use the **Bold** characters from the choices listed on the following page to construct a product code.



* Blank entry indicates a "Standard" selection (#10-32 straight thread ports, in this case).

Example:

G2214-5-E-EO-5VDC

G-Series 303 Stainless Steel 2-Way N.O. solenoid valve, with tape-wrapped, Class-B, with lead-wires (12" long), encapsulated coil with 0.110 spade terminals, EPR plunger seal, EPR o-ring, #10-32 straight thread ports, operating at 5 VDC.

Part Prefix Table ①

	Power Rating	Orifice		MOPD (psig)	C _v		① Primary Prefix	
		Body	Stop		Body	Stop	303 Stainless Steel [†]	Acetal (#10-32 port only)
2-WAY N.C.	0.65W	0.032	—	125	0.018	—	G2012	G2032
		0.040	—	70	0.023	—	G2013	G2033
		0.055	—	40	0.038	—	G2014	G2034
		0.078	—	20	0.063	—	G2015	G2035
	2W	0.032	—	250	0.018	—	GH2012	GH2032
		0.040	—	175	0.023	—	GH2013	GH2033
		0.055	—	100	0.038	—	GH2014	GH2034
		0.078	—	50	0.063	—	GH2015	GH2035
2-WAY N.O.	0.65W	—	0.032	125	—	0.018	G2212	G2232
		—	0.040	70	—	0.023	G2213	G2233
		—	0.055	40	—	0.038	G2214	G2234
		—	0.078	20	—	0.057	G2215	G2235
	2W	—	0.032	200	—	0.018	GH2212	GH2232
		—	0.040	150	—	0.023	GH2213	GH2233
		—	0.055	100	—	0.038	GH2214	GH2234
		—	0.078	50	—	0.057	GH2215	GH2235
3-WAY N.C. Free Vent	0.65W	0.032	0.032	125	0.018	0.018	G3012	G3032
		0.040	0.040	70	0.023	0.023	G3013	G3033
		0.055	0.055	40	0.038	0.038	G3014	G3034
		0.078	0.078	20	0.063	0.057	G3015	G3035
	2W	0.032	0.032	200	0.018	0.018	GH3012	GH3032
		0.040	0.040	150	0.023	0.023	GH3013	GH3033
		0.055	0.055	100	0.038	0.038	GH3014	GH3034
		0.078	0.078	50	0.063	0.057	GH3015	GH3035
3-WAY N.C. Line Connection	0.65W	0.032	0.032	125	0.018	0.018	G3112	G3132
		0.040	0.040	70	0.023	0.023	G3113	G3133
		0.055	0.055	40	0.038	0.038	G3114	G3134
		0.078	0.078	20	0.063	0.057	G3115	G3135
	2W	0.032	0.032	200	0.018	0.018	GH3112	GH3132
		0.040	0.040	150	0.023	0.023	GH3113	GH3133
		0.055	0.055	100	0.038	0.038	GH3114	GH3134
		0.078	0.078	50	0.063	0.057	GH3115	GH3135
3-WAY N.O.	0.65W	0.032	0.032	125	0.018	0.018	G3212	G3232
		0.040	0.040	70	0.023	0.023	G3213	G3233
		0.055	0.055	40	0.038	0.038	G3214	G3234
		0.078	0.078	20	0.057	0.057	G3215	G3235
	2W	0.032	0.032	175	0.018	0.018	GH3212	GH3232
		0.040	0.040	150	0.023	0.023	GH3213	GH3233
		0.055	0.055	80	0.038	0.038	GH3214	GH3234
		0.078	0.078	40	0.057	0.057	GH3215	GH3235
3-WAY Multi Purpose	0.65W	0.032	0.032	80	0.018	0.018	G3312	G3332
		0.040	0.040	40	0.023	0.023	G3313	G3333
		0.055	0.055	20	0.036	0.029	G3314	G3334
		0.078	0.078	10	0.063	0.053	G3315	G3335
	2W	0.032	0.032	110	0.018	0.018	GH3312	GH3332
		0.040	0.040	85	0.023	0.023	GH3313	GH3333
		0.055	0.055	50	0.036	0.029	GH3314	GH3334
		0.078	0.078	25	0.063	0.057	GH3315	GH3335
3-WAY Directional Control	0.65W	0.032	0.032	135	0.018	0.018	G3412	G3432
		0.040	0.040	80	0.023	0.023	G3413	G3433
		0.055	0.055	45	0.029	0.029	G3414	G3434
		0.078	0.078	20	0.063	0.055	G3415	G3435
	2W	0.032	0.032	190	0.018	0.018	GH3412	GH3432
		0.040	0.040	165	0.023	0.020	GH3413	GH3433
		0.055	0.055	80	0.038	0.038	GH3414	GH3434
		0.078	0.078	40	0.063	0.063	GH3415	GH3435

② Coil Construction

(blank) = Tape-wrapped, Class-B, with lead-wires (12" long)*
 W__ = Lead-wires, non-standard length (specify in inches)
 1 = Encapsulated coil
 5 = Encapsulated coil with 0.110 spade terminals
 10 = Rectified coil for AC voltage (2-watt only)

③ Plunger Seal Material

(blank) = Viton®*
 NB = Nitrile
 E = EPR
 N = Neoprene

④ O-Ring Material

(blank) = Viton®*
 NBO = Nitrile
 EO = EPR
 NO = Neoprene

⑤ Body Port Configuration

(blank) = #10-32 straight thread ports*
 LC = 1/8"-27 NPT ports (2-way valves only)²
 BM = M5 x 0.8 ports²
 MM = Manifold mount with #10-32 threaded stud^{2†}
 MM2 = Manifold mount with M5 x 0.8 threaded stud^{2†}

⑥ Voltage

__VDC = DC (specify voltage)
 __VAC = AC Rectified 2-watt only (specify voltage)

⑦ Additional Options

OC = Cleaned for oxygen use
 TP = PTFE coated plunger
 VAC = Vacuum application (0 to 29.5" Hg)

* Standard selection; will be used unless otherwise specified. Standard selections are not referenced in final part number.

Notes

1. Use prefixes from this column if you plan to select a Body Port Configuration other than the #10-32 straight thread ports.
2. Not available on Acetal bodies.

[†] Teflon® o-ring not suitable for manifold mount.

Gems specializes in the design and manufacturing of custom solenoid valves and fluidic systems. If you don't see what you're looking for, or have a question, contact us at 800-378-1600 or info@gemssensors.com.